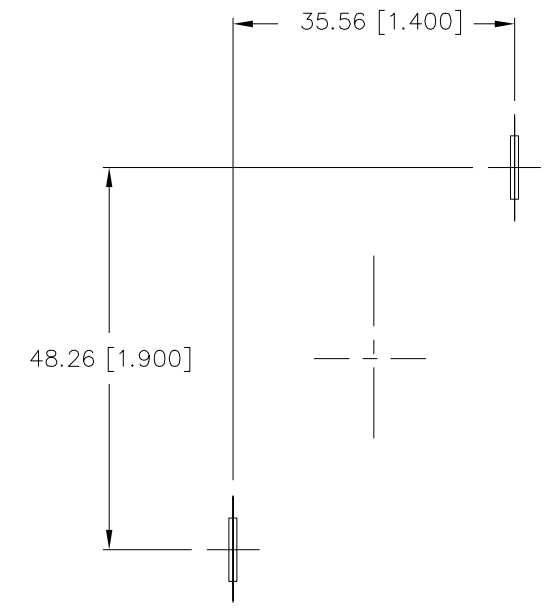
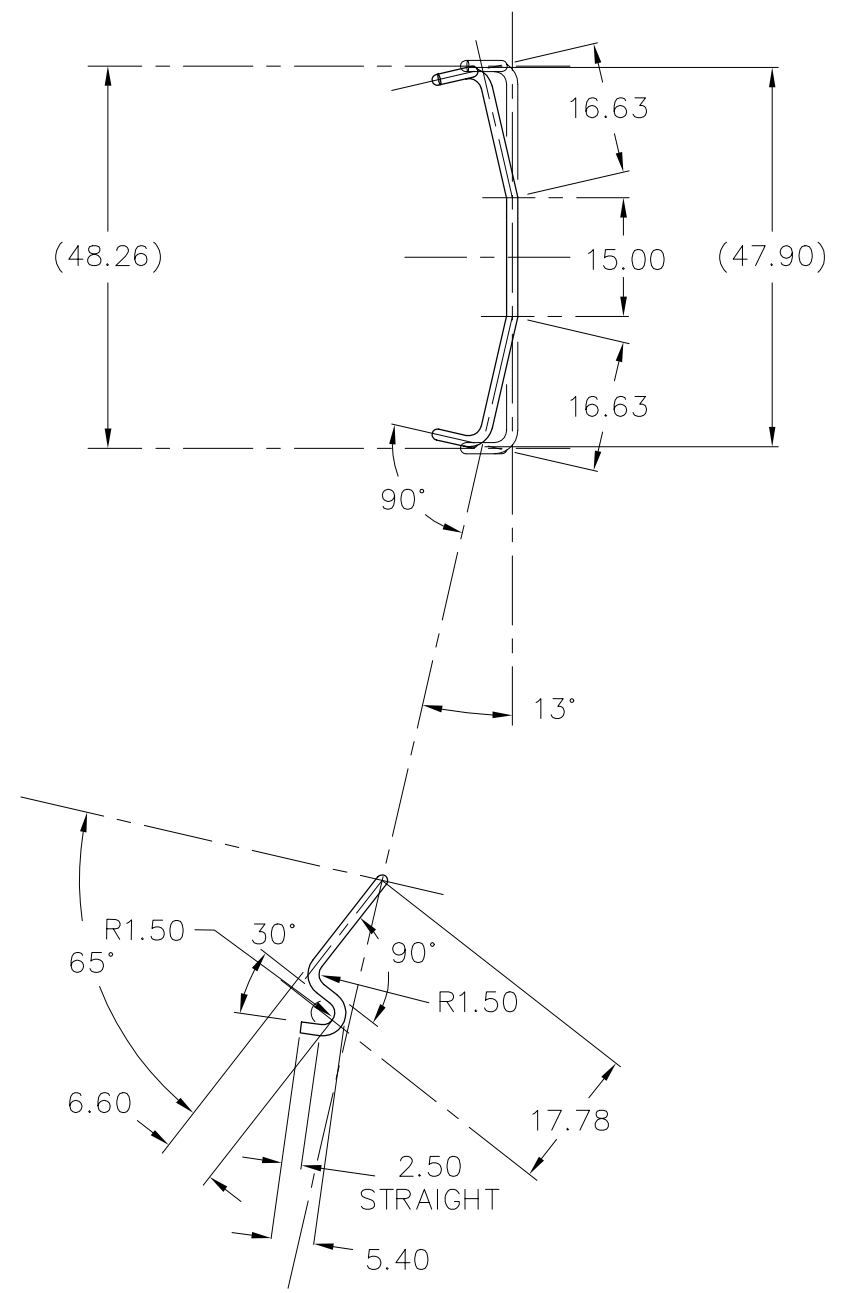
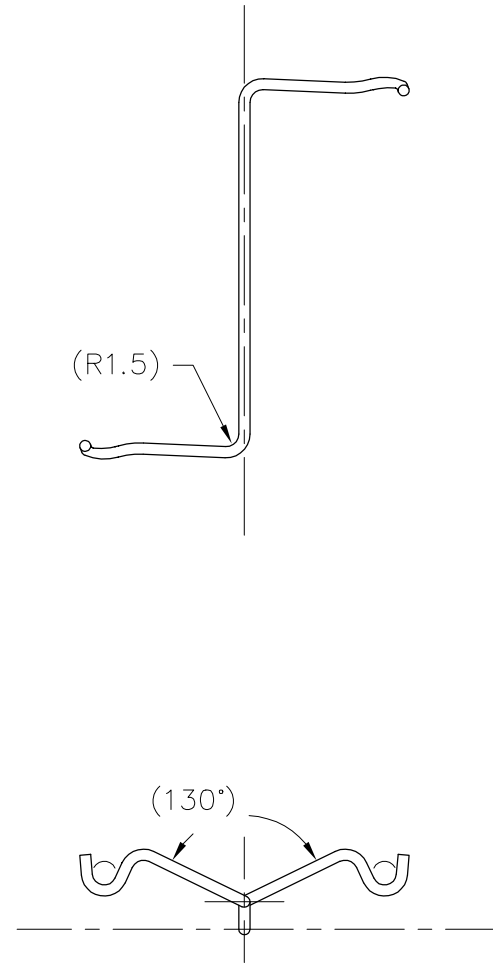


REVISIONS				
REV	DATE	DESCRIPTION	CHG	APPR
/	JUL 20. '06	ADD 13° ANGLE-VIEW AND ANGLE TOLERANCE.	Y.S.	Y.S.
/	OCT 02. '06	ADD 5.08mm ON REF: ANCHOR LAYOUT	Y.S.	Y.S.
/	FEB 13. '08	DELETE INFORMATION OF HOLES FOR SOLDER ANCHOR.	Y.S.	Y.S.



- NOTES : UNLESS OTHERWISE SPECIFIED
1. INTERPRET DIMENSIONS AND TOLERANCES PER ANSI Y14.5M
 2. ALL DIMENSIONS ARE IN MILLIMETERS.
 3. MATERIAL SW-C (SWIC-F NICKEL PRECOATED)
WIRE DIA 1.40
 4. TOLERANCES :

.XX	±0.254
.XXX	±0.127
ANGLES	± 3°

ITEM	PART NO.	PART NAME	REMARK	Q'TY
ALPHA CO.LTD.			CSTM'R'S PART NO.	
		MATERIAL SEE NOTE 3	NAME Z-CL 35.5R x 48.2	
SCALE 1 : 1		APPR & CHCK K.SERIZAWA	PART NO. & DWG NO. S001ZB35	REV
DATE 2006.04.04		DSGN & DWG K.SERIZAWA	RDCTN:	LOFF: