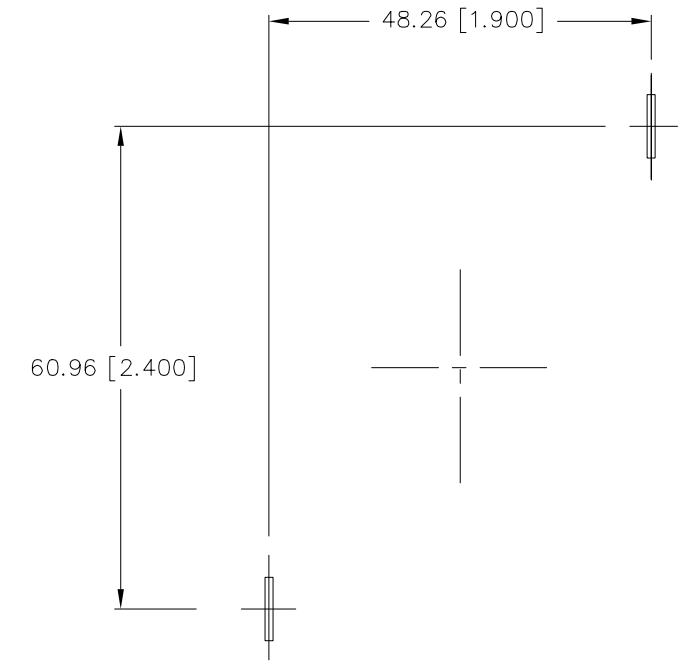
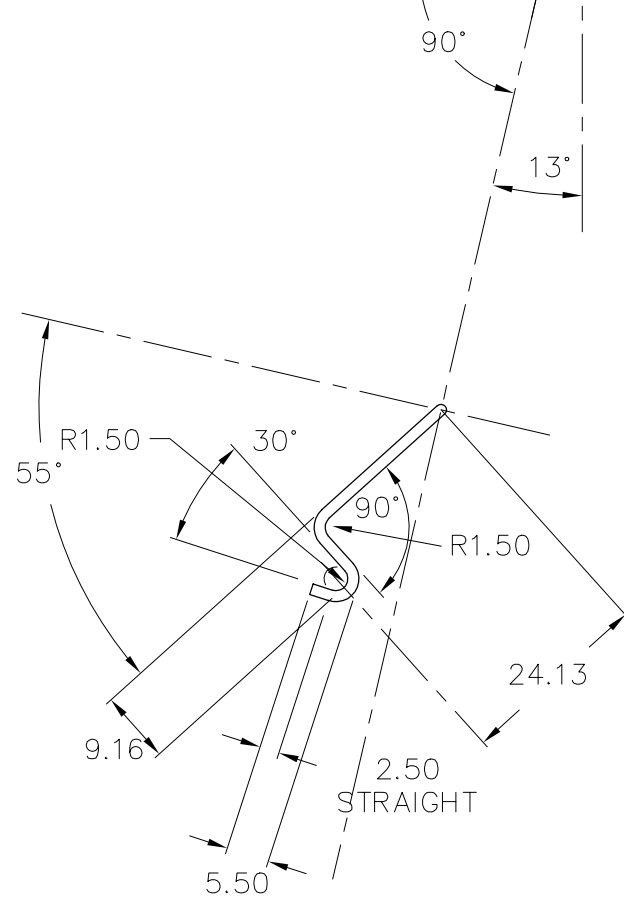
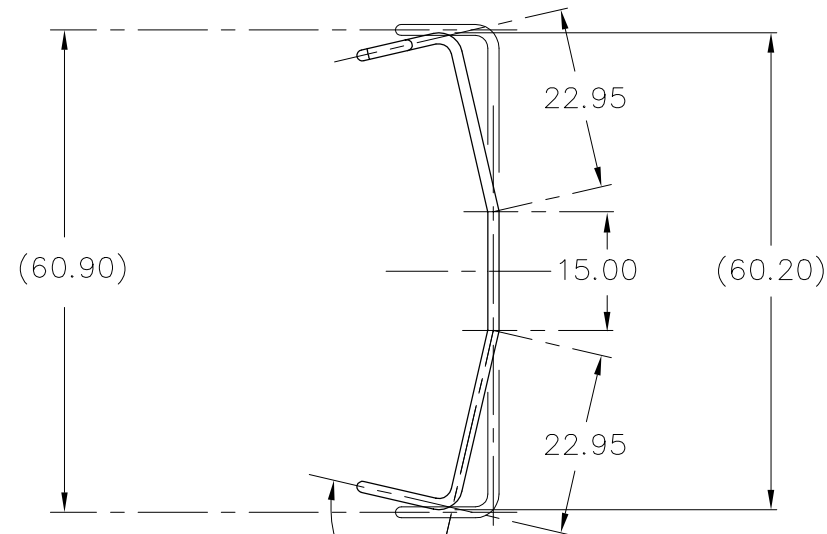
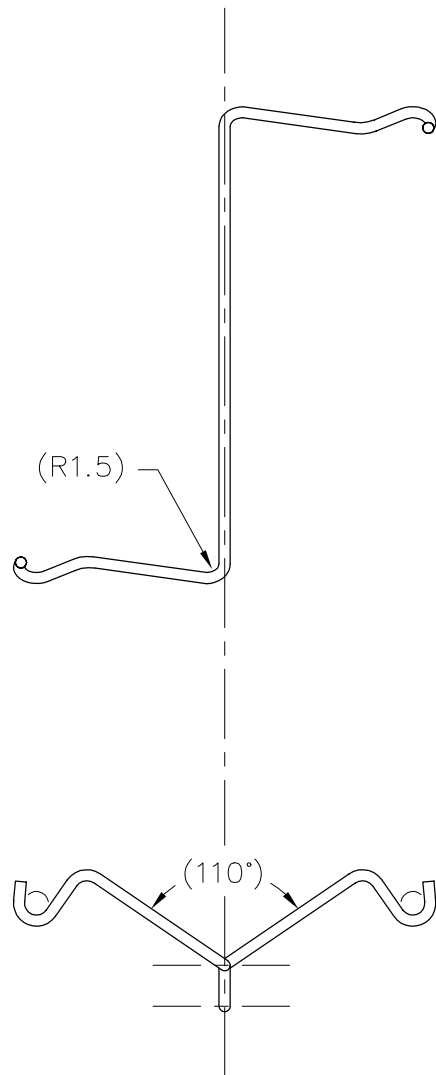


REVISIONS				
REV	DATE	DESCRIPTION	CHG	APPR
INITIAL DWG (MIRROR IMAGE COPY OF S001ZB27-B)				
	FEB 03. '06	CORRECTED SIDE-VIEW. NO ANY CHANGE.	Y.S.	Y.S.
	JUL 20. '06	ADD 13° ANGLE-VIEW AND ANGLE TOLERANCE.	Y.S.	Y.S.
	JUL 20. '06	ADD 5.08mm on Anchor Layout	T.K	T.K
	FEB 13. '08	DELETE INFORMATION OF HOLES FOR SOLDER ANCHOR.	Y.S.	Y.S.



REF: ANCHOR LAYOUT

- NOTES : UNLESS OTHERWISE SPECIFIED
1. INTERPRET DIMENSIONS AND TOLERANCES PER ANSI Y14.5M
 2. ALL DIMENSIONS ARE IN MILLIMETERS.
 3. MATERIAL SW-C (SWIC-F NICKEL PRECOATED)
WIRE DIA 1.40
 4. TOLERANCES :
.XX ±0.254
.XXX ±0.127
ANGLES ± 3°

ITEM	PART NO.	PART NAME	REMARK	Q'TY
		ALPHA CO.LTD.	CSTM'R'S PART NO.	
		MATERIAL SEE NOTE 3	NAME Z-CL 48.2R x 60.9	
SCALE 1 : 1		APPR & CHCK Y.SUZUKI	PART NO. & DWG NO. S001ZB33	REV
DATE JAN 19. 2006		DSGN & DWG Y.SUZUKI	RDCTN:	LOFF: