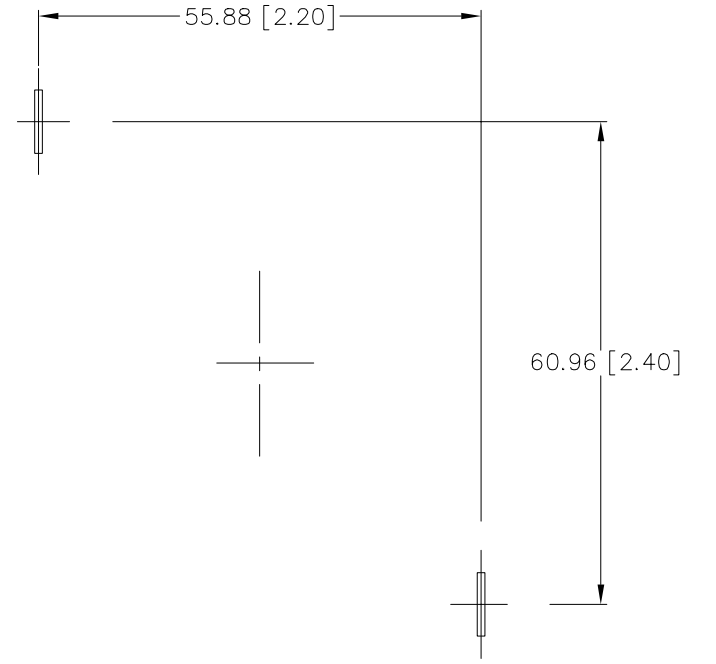
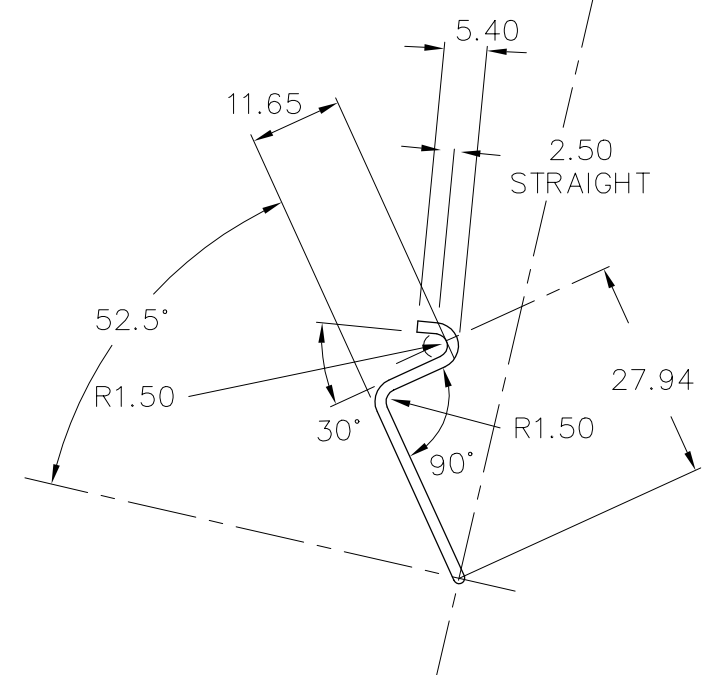
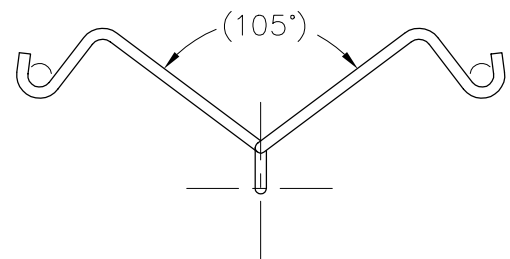
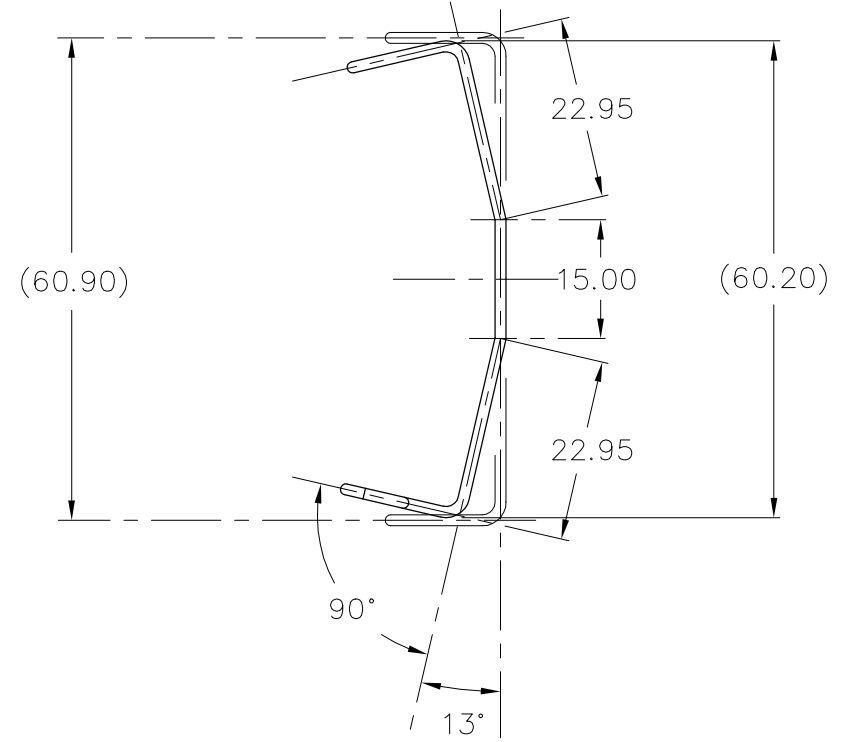
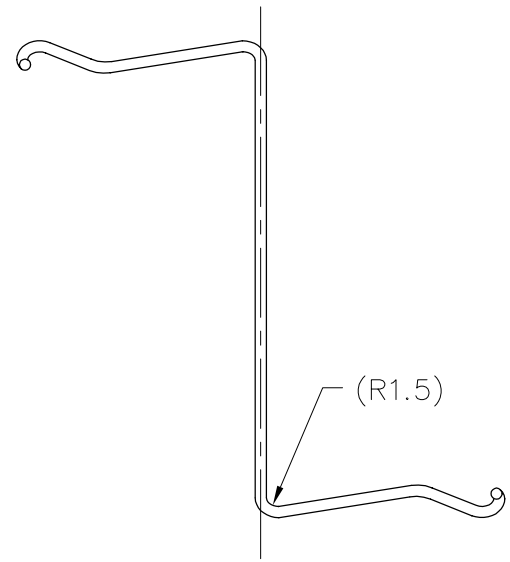


REVISIONS				
REV	DATE	DESCRIPTION	CHG	APPR
A	JUN 02. '05	角度変更	K.M	T.K
B	JUN 21. '05	CHG TO PRECOATED-MATERIAL ANGLE (WAS 110 DEG) ADD ANCHOR LAYOUT	Y.S.	Y.S.
/	FEB 03. '06	CORRECTED SIDE-VIEW. NO ANY CHANGE.	Y.S.	Y.S.
/	JUL 06. '06	CHG NAME (WAS 60.9L)	M.Y.	Y.S.
/	JUL 18. '06	ADD 13° ANGLE-VIEW AND ANGLE TOLERANCE.	Y.S.	Y.S.
/	OCT 02. '06	ADD "PLACES" ON REF: ANCHOR LAYOUT	Y.S.	Y.S.
/	FEB 13. '08	DELETE INFORMATION OF HOLES FOR SOLDER ANCHOR.	Y.S.	Y.S.



REF: ANCHOR LAYOUT

- NOTES : UNLESS OTHERWISE SPECIFIED
1. INTERPRET DIMENSIONS AND TOLERANCES PER ANSI Y14.5M
 2. ALL DIMENSIONS ARE IN MILLIMETERS.
 3. MATERIAL SW-C (SWIC-F NICKEL PRECOATED) WIRE DIA 1.40
 4. TOLERANCES :
 .XX ±0.254
 .XXX ±0.127
 ANGLES ± 3°

ITEM	PART NO.	PART NAME	REMARK	Q'TY
ALPHA CO.,LTD.			CSTM'R'S PART NO.	
		MATERIAL SEE NOTE 3	NAME Z-CL 55.8 x 60.9	
SCALE 1 : 1		APPR & CHCK T.KATAOKA	PART NO. & DWG NO. S001ZB29	REV B
DATE APR 14. '05		DSGN & DWG K.MATSUHISA	RDCTN:	LOFF: