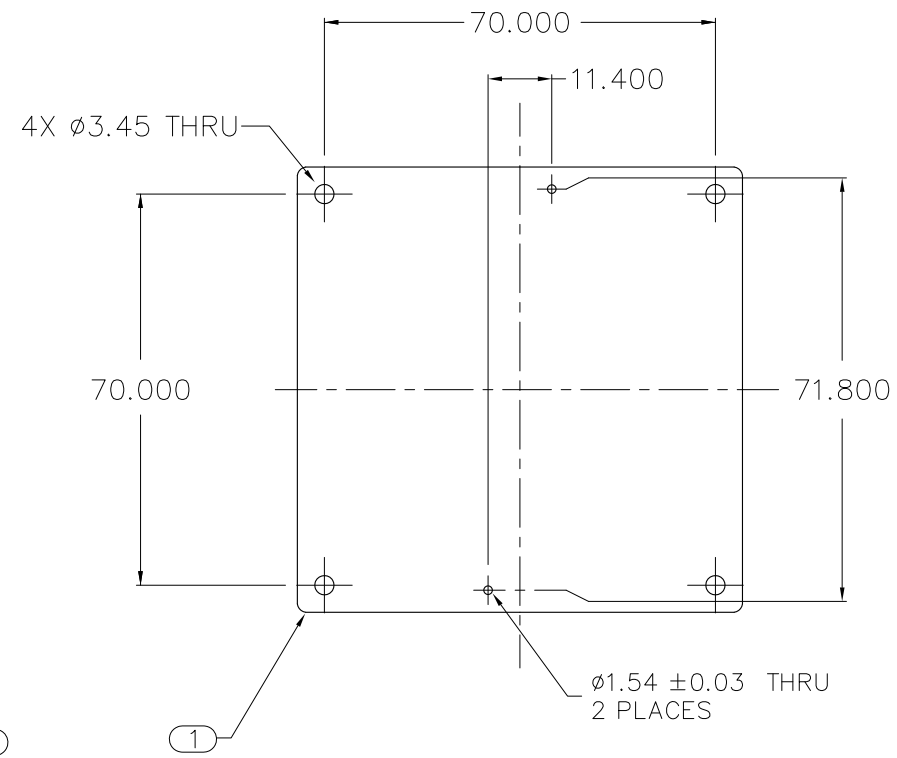
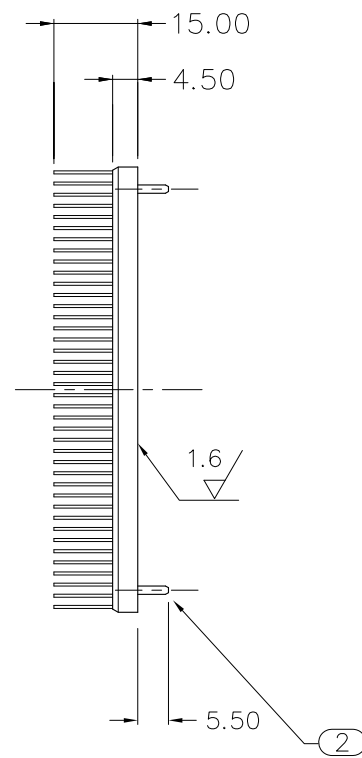
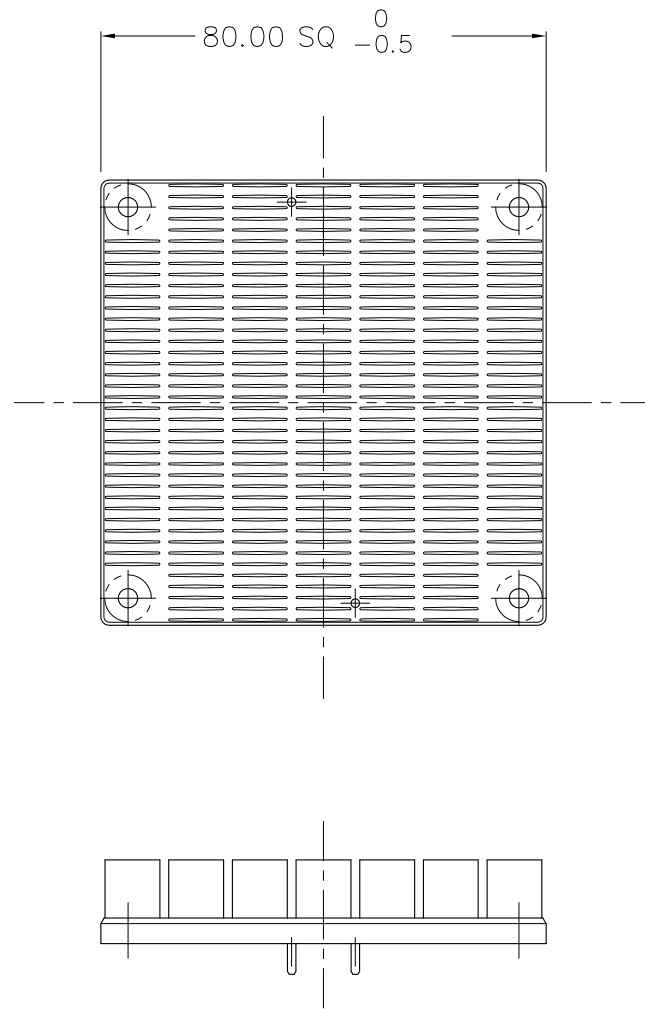


REVISIONS				
REV	DATE	DESCRIPTION	CHG	APPR



- NOTES : UNLESS OTHERWISE SPECIFIED
1. INTERPRET DIMENSIONS AND TOLERANCES PER ANSI Y14.5M.
  2. ALL DIMENSIONS ARE IN MILLIMETERS.
  3. TOLERANCES :  
 .XX ±0.254  
 .XXX ±0.127  
 ANGLES ± 1°
  4. REMOVE ALL BURRS AND BREAK SHARP EDGES. UNSPECIFIED CORNER R0.5 MAX OR C0.5 MAX.
  5. A BEND OF THE FIN: THE FINS MUST NOT CONTACT.
  6. FIN REMOVAL MARKS HEIGHT 0.3MAX

②	S089JN0A	<DOWEL-PIN> Dowel Pin1.6x10(h7)	STAINLESS STEEL JIS B 1354 TYPE-B (h7) Ø1.6(+0/0.01) x10(±0.20) LENGTH	2
①		<HEATSINK>	BASED ON ALPHA **** SERIES HEATSINK 6063 ALUMINUM BLACK ANODIZE	1
ITEM	PART NO.	PART NAME	REMARK	Q'TY

<b>ALPHA CO.,LTD.</b>		CSTM'R'S PART NO.		
		MATERIAL	NAME Sample	
SCALE 1 : 1	APPR & CHCK	PART NO. & DWG NO.		REV
DATE	DSGN & DWG	Sample		
RDCTN:		LOFF:		