





REVISIONS			
REV	DATE	DESCRIPTION	CHG
	04/23/04	INITIAL DWG Y.SUZUKI	

-  0 mm [.0"] MAX COMPONENT HEIGHT
-  4 mm [.16"] MAX COMPONENT HEIGHT
-  8.5mm [.33"] MAX COMPONENT HEIGHT
-  25.4mm [1.0"] MAX COMPONENT HEIGHT

Height Restrictions

ALPHA CO.,LTD.

TITLE Height Restrictions of S-PAL80**(+FLG462) Installation
 S-PAL80**(+取付金具FLG462) インストール時の
 ソケット周辺コンポーネントの高さ制限

DWG NO. X001ZF23 REV

DVSN NO. SPLC SMLR STD MSTD