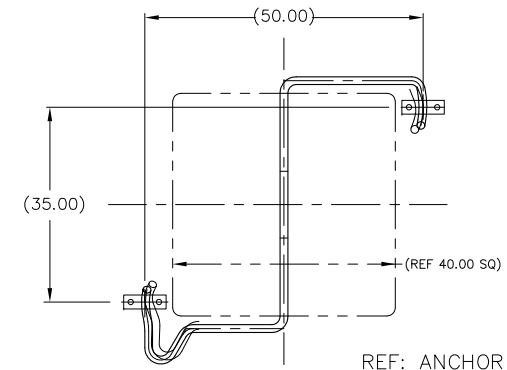
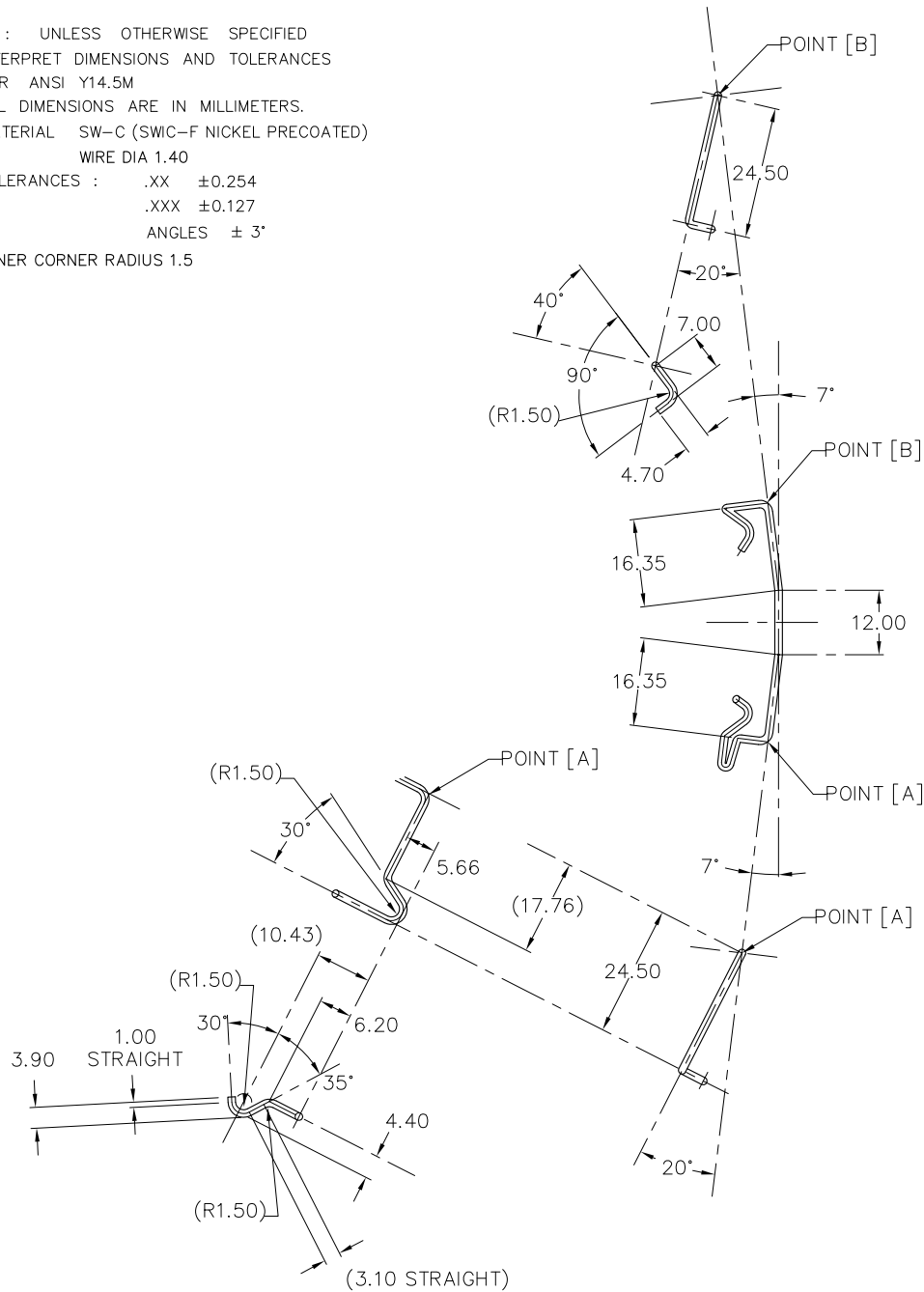
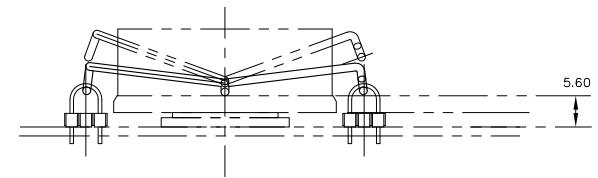


- NOTES : UNLESS OTHERWISE SPECIFIED
1. INTERPRET DIMENSIONS AND TOLERANCES PER ANSI Y14.5M
  2. ALL DIMENSIONS ARE IN MILLIMETERS.
  3. MATERIAL SW-C (SWIC-F NICKEL PRECOATED)  
WIRE DIA 1.40
  4. TOLERANCES :  
.XX ±0.254  
.XXX ±0.127  
ANGLES ± 3°
  5. INNER CORNER RADIUS 1.5

| REVISIONS |            |                   |       |       |
|-----------|------------|-------------------|-------|-------|
| REV       | DATE       | DESCRIPTION       | CHG   | APPR  |
| /         | MAR 02 '17 | CHANGED PART NAME | Y. S. | Y. S. |



REF: ANCHOR LAYOUT



| ITEM                | PART NO. | PART NAME               | REMARK                         | Q'TY  |
|---------------------|----------|-------------------------|--------------------------------|-------|
|                     |          | <b>ALPHA CO.,LTD.</b>   | CSTM'R'S PART NO.              |       |
|                     |          | MATERIAL<br>SEE NOTE 3  | NAME<br>EZR-50x35              |       |
| SCALE<br>1 : 1      |          | APPR & CHCK<br>Y.SUZUKI | PART NO. & DWG NO.<br>S001ZBFX | REV   |
| DATE<br>JAN 06 2017 |          | DSGN & DWG<br>Y.SUZUKI  | RDCTN:                         | LOFF: |